

LYMPHATREX MITTEN & GLOVE

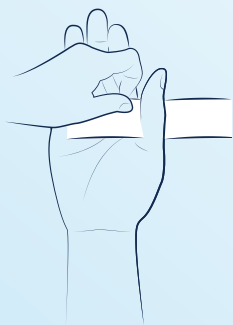
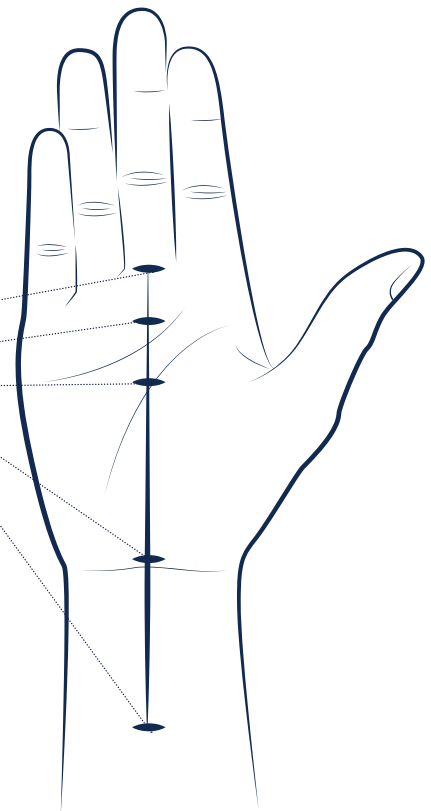
POSITION OF THE ANATOMICAL MARKERS

- Major-annular commissure
 A – Located at the highest level of the metacarpal head
 B – Located in the axis of the thumb commissure
 C – Wrist bending fold (at the narrowest point of the wrist)
 C1 – Maximum 6 cm from wrist if arm is regular, or at the birth of œdema.

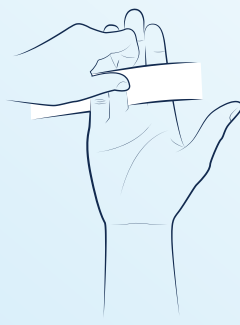
For an extended cuff, place a D marker corresponding to the desired length (maximum to the elbow).

The different markers are positioned on the median axis of the hand, palmar side.

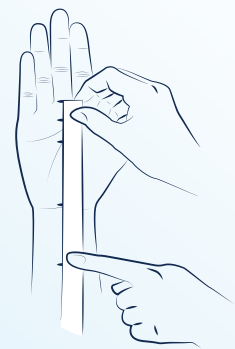
Important, measure the heights on the palmar side of the hand.



Identification of the axis of the commissure of the thumb



Identification of the commissure major – annular



Lengths between the bending fold of the wrist and:
 • metacarpo-phalangeal joint (A)
 • commissure of thumb (B)
 • annular – major commissure (C)



Circumferences of the fingers are measured:
 • in the middle of the first phalanx
 • at the level where you want to stop the finger (preferably use a lasso meter)



Lengths are preferably measured with a rigid ruler, to position in the commissures, without pressing it



- ORDER (by default)
- QUOTATION
- RENEWAL



RETAILER IDENTIFICATION

Customer code:

Patient's surname:

Patient's first name:

Gender : M F Child

Patient's height:

Case No. for renewal

1st treatment

Date : Quantity:

I authorize my health care professional to collect my data and to communicate them to Thuasne company as part of the processing of my made to measure medical device in accordance with Law No 78-17 of 6 January 1978, and European Regulation No 2016/679/ EU of 27 April 2016, I have rights including in particular the rights of access, rectification, portability and deletion of my data. I can exercise these rights by contacting the health care professional to who I ordered my medical device.

Patient signature

If possible, please enclose photos of the limb to be fitted.

Please draw in the contours of the garment on the diagram and cross unnecessary measures.
Available with open fingers only. Mitten only includes thumb finger. Glove includes all fingers.

RIGHT HAND LEFT HAND

Fill in one form for each side

Models

- Mitten with thumb
- Glove

(If associated with an armsleeve, fill in ARMSLEEVE measurement form)

Compression

- Class 2 (15 - 20 mmHg)
- Class 3 (20 - 36 mmHg)

Colors

- Beige
- Tanning beige
- Black

Cuff options

- Non compressive cuff
(recommended in case of overlapping with armsleeve)
- Compressive cuff (by default)
- Extended cuff (indicate measures ℓD and cD)
- Without anti-slip
- Elastic plain braid 3 cm
- Anti-slip with silicone dots 3 cm

Hand top options

- Opening zipper
Length cm
- Foam compression pad
Dimensions (ℓ x h) cm

Comments

.....

.....

.....

.....

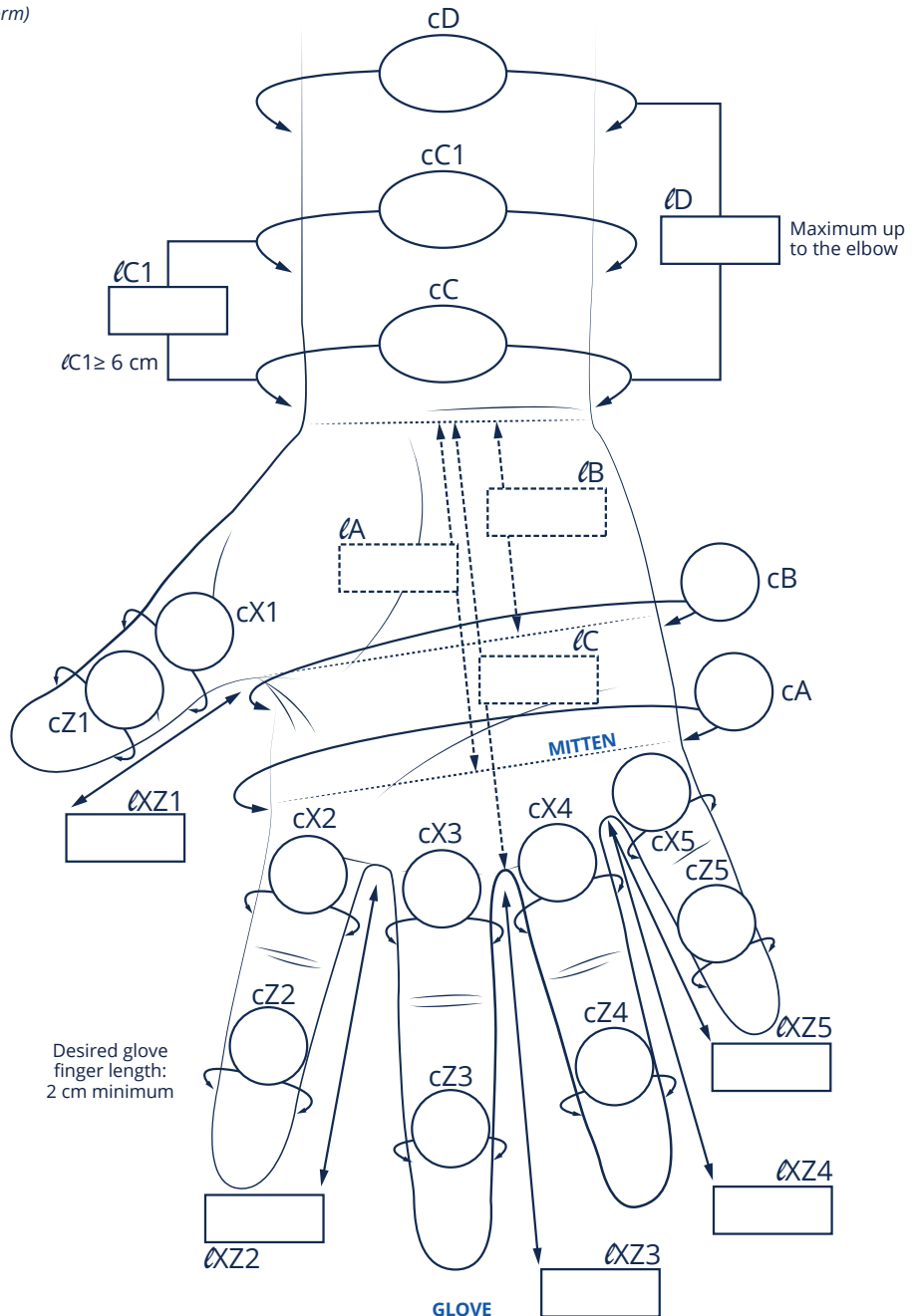
.....

.....

.....

.....

PALMAR SIDE



Length in cm

Circumference in cm

Please contact your regular Thuasne distributor